

Central Hill Country Housing Report

February 2025




Median price

\$435,000

↓ **8.1%**

Compared to February 2024

Price Distribution



Active listings

↑ **23.4%**

564 in February 2025



Closed sales

↑ **32.4%**

45 in February 2025



Days on market

Days on market 141

Days to close 26

Total 167

16 days less than February 2024



Months of inventory

10.4

Compared to 9.5 in February 2024

About the data used in this report

Data used in this report come from the Texas REALTOR® Data Relevance Project, a partnership among the Texas Association of REALTORS® and local REALTOR® associations throughout the state. Analysis is provided through a research agreement with the Real Estate Center at Texas A&M University.



Blanco County Housing Report

February 2025



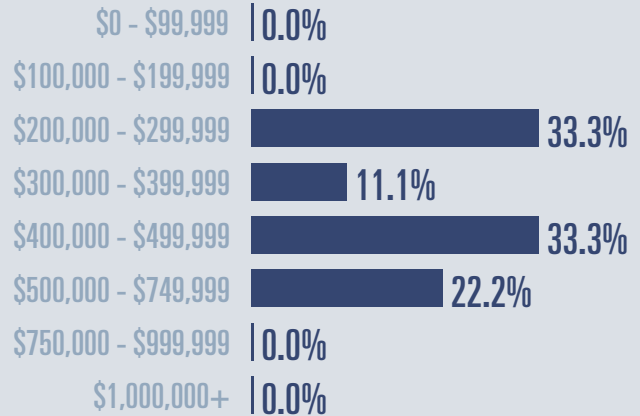
Median price

\$400,000

↓ **24.5%**

Compared to February 2024

Price Distribution



Active listings

↓ **2.1%**

142 in February 2025



Closed sales

Flat **0%**

9 in February 2025



Days on market

Days on market 167

Days to close 31

Total 198

57 days more than February 2024



Months of inventory

11.3

Compared to 10.5 in February 2024

About the data used in this report

Data used in this report come from the Texas REALTOR® Data Relevance Project, a partnership among the Texas Association of REALTORS® and local REALTOR® associations throughout the state. Analysis is provided through a research agreement with the Real Estate Center at Texas A&M University.



TEXAS A&M UNIVERSITY
Texas Real Estate Research Center



Gillespie County Housing Report

February 2025



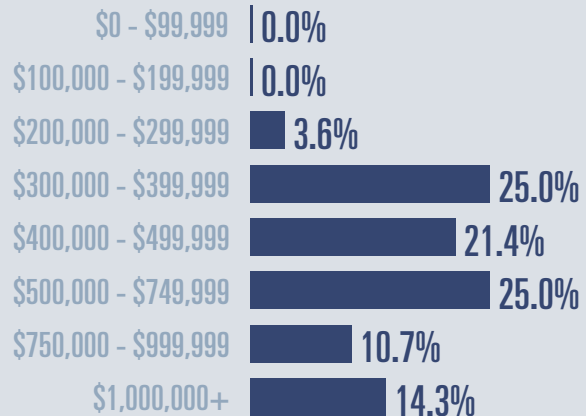
Median price

\$471,995

↑ **4.6%**

Compared to February 2024

Price Distribution



Active listings

↑ **35.2%**

380 in February 2025



Closed sales

↑ **29.2%**

31 in February 2025



Days on market

Days on market 124

Days to close 26

Total 150

47 days less than February 2024



Months of inventory

10.1

Compared to 9.1 in February 2024

About the data used in this report

Data used in this report come from the Texas REALTOR® Data Relevance Project, a partnership among the Texas Association of REALTORS® and local REALTOR® associations throughout the state. Analysis is provided through a research agreement with the Real Estate Center at Texas A&M University.



Kimble County Housing Report

February 2025



Median price

\$720,250



↑
1340.5%
Compared to February 2024

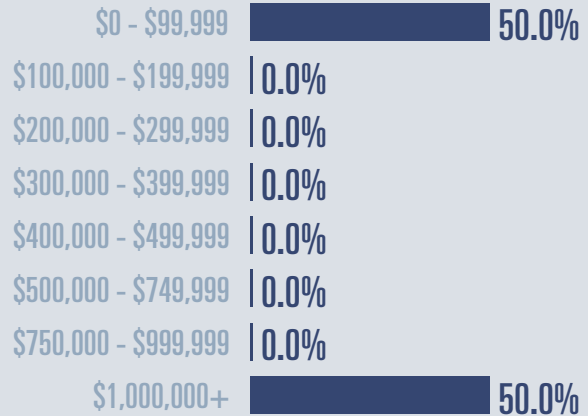


Active listings

↑
23.1%

16 in February 2025

Price Distribution



Closed sales



↑
100%

2 in February 2025



Days on market

Days on market 239

Days to close 0

Total 239

7 days more than February 2024



Months of inventory

9.6

Compared to 15.6 in February 2024

About the data used in this report

Data used in this report come from the Texas REALTOR® Data Relevance Project, a partnership among the Texas Association of REALTORS® and local REALTOR® associations throughout the state. Analysis is provided through a research agreement with the Real Estate Center at Texas A&M University.



Mason County Housing Report

February 2025



Median price

\$234,750

↑ **100%**

Compared to February 2024

Price Distribution

\$0 - \$99,999	0.0%
\$100,000 - \$199,999	50.0%
\$200,000 - \$299,999	50.0%
\$300,000 - \$399,999	0.0%
\$400,000 - \$499,999	0.0%
\$500,000 - \$749,999	0.0%
\$750,000 - \$999,999	0.0%
\$1,000,000+	0.0%



Active listings

↑ **44.4%**

26 in February 2025



Closed sales

↑ **100%**

2 in February 2025



Days on market

Days on market 158

Days to close 29

Total 187

187 days more than February 2024



Months of inventory

12.5

Compared to 7.0 in February 2024

About the data used in this report

Data used in this report come from the Texas REALTOR® Data Relevance Project, a partnership among the Texas Association of REALTORS® and local REALTOR® associations throughout the state. Analysis is provided through a research agreement with the Real Estate Center at Texas A&M University.

