

Central Hill Country Housing Report

2024




Median price

\$472,990

↓ **5.4%**

Compared to 2023

Price Distribution



Active listings

↑ **26.6%**

538 in 2024



Closed sales

↑ **11.8%**

637 in 2024



Days on market

Days on market 108

Days to close 24

Total 132

3 days more than 2023



Months of inventory

9.3

Compared to 8.9 in 2023

About the data used in this report

Data used in this report come from the Texas REALTOR® Data Relevance Project, a partnership among the Texas Association of REALTORS® and local REALTOR® associations throughout the state. Analysis is provided through a research agreement with the Real Estate Center at Texas A&M University.



Blanco County Housing Report

2024



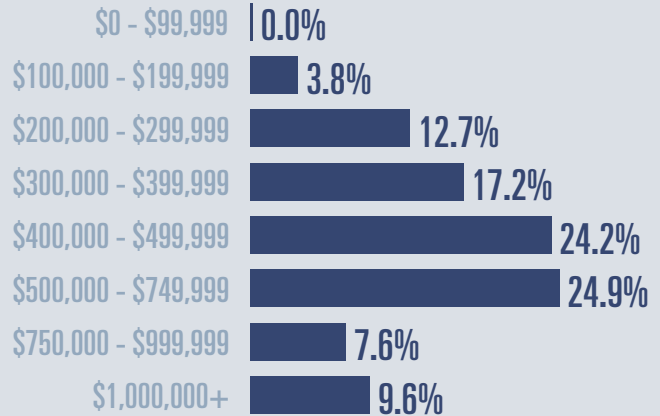
Median price

\$475,000

↑ **1.3%**

Compared to 2023

Price Distribution



Active listings

↑ **4.7%**

155 in 2024



Closed sales

↓ **3.7%**

158 in 2024



Days on market

Days on market 110

Days to close 31

Total 141

23 days more than 2023



Months of inventory

10.0

Compared to 9.7 in 2023

About the data used in this report

Data used in this report come from the Texas REALTOR® Data Relevance Project, a partnership among the Texas Association of REALTORS® and local REALTOR® associations throughout the state. Analysis is provided through a research agreement with the Real Estate Center at Texas A&M University.



TEXAS A&M UNIVERSITY
Texas Real Estate Research Center



Gillespie County Housing Report

2024



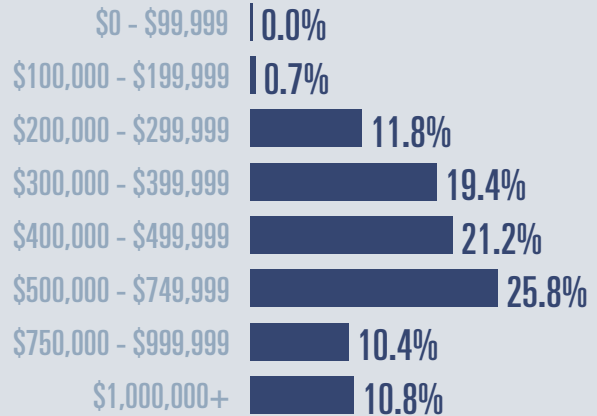
Median price

\$480,226

↓ **11.8%**

Compared to 2023

Price Distribution



Active listings

↑ **40.7%**

339 in 2024



Closed sales

↑ **20.1%**

437 in 2024



Days on market

Days on market 105

Days to close 21

Total 126

8 days less than 2023



Months of inventory

8.7

Compared to 8.6 in 2023

About the data used in this report

Data used in this report come from the Texas REALTOR® Data Relevance Project, a partnership among the Texas Association of REALTORS® and local REALTOR® associations throughout the state. Analysis is provided through a research agreement with the Real Estate Center at Texas A&M University.



Kimble County Housing Report

2024




Median price

\$164,450

↓ **25.6%**

Compared to 2023

Price Distribution



Active listings

↑ **60%**

16 in 2024



Closed sales

↑ **80%**

18 in 2024



Days on market

Days on market 116

Days to close 29

Total 145

27 days more than 2023



Months of inventory

10.7

Compared to 12.0 in 2023

About the data used in this report

Data used in this report come from the Texas REALTOR® Data Relevance Project, a partnership among the Texas Association of REALTORS® and local REALTOR® associations throughout the state. Analysis is provided through a research agreement with the Real Estate Center at Texas A&M University.



TEXAS A&M UNIVERSITY
Texas Real Estate Research Center



Mason County Housing Report

2024




Median price

\$270,000

↑ **8%**

Compared to 2023

Price Distribution



Active listings

↑ **8%**

27 in 2024



Closed sales

↓ **34.4%**

21 in 2024



Days on market

Days on market 144

Days to close 12

Total 156

20 days more than 2023



Months of inventory

17.1

Compared to 7.5 in 2023

About the data used in this report

Data used in this report come from the Texas REALTOR® Data Relevance Project, a partnership among the Texas Association of REALTORS® and local REALTOR® associations throughout the state. Analysis is provided through a research agreement with the Real Estate Center at Texas A&M University.



TEXAS A&M UNIVERSITY
Texas Real Estate Research Center

