

Central Hill Country Housing Report

2024 Q4




Median price

\$449,253

↓ **8.2%**

Compared to same quarter last year

Price Distribution



Active listings

↑ **17.3%**

495 in 2024 Q4



Closed sales

↑ **26.1%**

145 in 2024 Q4



Days on market

Days on market 106

Days to close 26

Total 132

15 days less than 2023 Q4



Months of inventory

9.3

Compared to 8.9 in 2023 Q4

About the data used in this report

Data used in this report come from the Texas REALTOR® Data Relevance Project, a partnership among the Texas Association of REALTORS® and local REALTOR® associations throughout the state. Analysis is provided through a research agreement with the Real Estate Center at Texas A&M University.



Blanco County Housing Report

2024 Q4



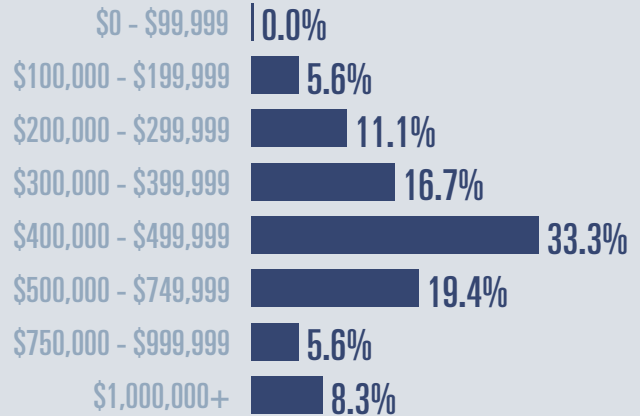
Median price

\$439,000

↓ **9.5%**

Compared to same quarter last year

Price Distribution



Active listings

Flat

0%

132 in 2024 Q4



Closed sales

↑ **42.3%**

37 in 2024 Q4



Days on market

Days on market 130

Days to close 33

Total 163

28 days more than 2023 Q4



Months of inventory

10.0

Compared to 9.7 in 2023 Q4

About the data used in this report

Data used in this report come from the Texas REALTOR® Data Relevance Project, a partnership among the Texas Association of REALTORS® and local REALTOR® associations throughout the state. Analysis is provided through a research agreement with the Real Estate Center at Texas A&M University.



TEXAS A&M UNIVERSITY
Texas Real Estate Research Center



Gillespie County Housing Report

2024 Q4




Median price

\$475,000

↓ **9.3%**

Compared to same quarter last year

Price Distribution



Active listings

↑ **21.9%**

317 in 2024 Q4



Closed sales

↑ **21.3%**

97 in 2024 Q4



Days on market

Days on market 96

Days to close 24

Total 120

26 days less than 2023 Q4



Months of inventory

8.7

Compared to 8.6 in 2023 Q4

About the data used in this report

Data used in this report come from the Texas REALTOR® Data Relevance Project, a partnership among the Texas Association of REALTORS® and local REALTOR® associations throughout the state. Analysis is provided through a research agreement with the Real Estate Center at Texas A&M University.



TEXAS A&M UNIVERSITY
Texas Real Estate Research Center



Kimble County Housing Report

2024 Q4



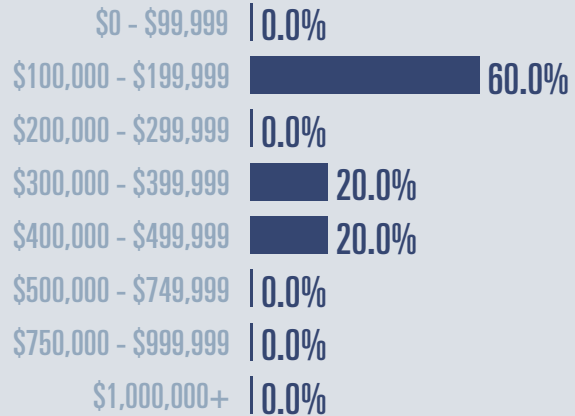
Median price

\$168,900

↓ **47.9%**

Compared to same quarter last year

Price Distribution



Active listings

↑ **60%**

16 in 2024 Q4



Closed sales

↑ **150%**

5 in 2024 Q4



Days on market

Days on market 138

Days to close 15

Total 153

116 days less than 2023 Q4



Months of inventory

10.7

Compared to 12.0 in 2023 Q4

About the data used in this report

Data used in this report come from the Texas REALTOR® Data Relevance Project, a partnership among the Texas Association of REALTORS® and local REALTOR® associations throughout the state. Analysis is provided through a research agreement with the Real Estate Center at Texas A&M University.



TEXAS A&M UNIVERSITY
Texas Real Estate Research Center



Mason County Housing Report

2024 Q4



Median price

\$200,000

↑ **17.7%**

Compared to same quarter last year

Price Distribution

\$0 - \$99,999	0.0%
\$100,000 - \$199,999	33.3%
\$200,000 - \$299,999	33.3%
\$300,000 - \$399,999	33.3%
\$400,000 - \$499,999	0.0%
\$500,000 - \$749,999	0.0%
\$750,000 - \$999,999	0.0%
\$1,000,000+	0.0%



Active listings

↑ **50%**

30 in 2024 Q4



Closed sales

↓ **57.1%**

3 in 2024 Q4



Days on market

Days on market 87

Days to close 24

Total 111

59 days less than 2023 Q4



Months of inventory

17.1

Compared to 7.5 in 2023 Q4

About the data used in this report

Data used in this report come from the Texas REALTOR® Data Relevance Project, a partnership among the Texas Association of REALTORS® and local REALTOR® associations throughout the state. Analysis is provided through a research agreement with the Real Estate Center at Texas A&M University.

