

Central Hill Country Housing Report

2024 Q3



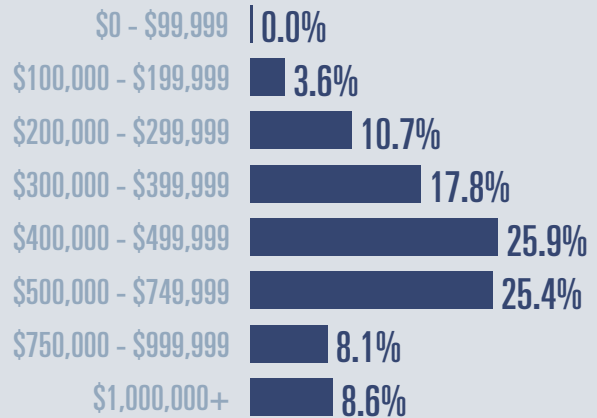
Median price

\$472,990

↓ **2.5%**

Compared to same quarter last year

Price Distribution



Active listings

↑ **26.9%**

600 in 2024 Q3



Closed sales

↑ **14.1%**

202 in 2024 Q3



Days on market

Days on market 92

Days to close 30

Total 122

5 days less than 2023 Q3



Months of inventory

12.0

Compared to 9.8 in 2023 Q3

About the data used in this report

Data used in this report come from the Texas REALTOR® Data Relevance Project, a partnership among the Texas Association of REALTORS® and local REALTOR® associations throughout the state. Analysis is provided through a research agreement with the Real Estate Center at Texas A&M University.



Blanco County Housing Report

2024 Q3



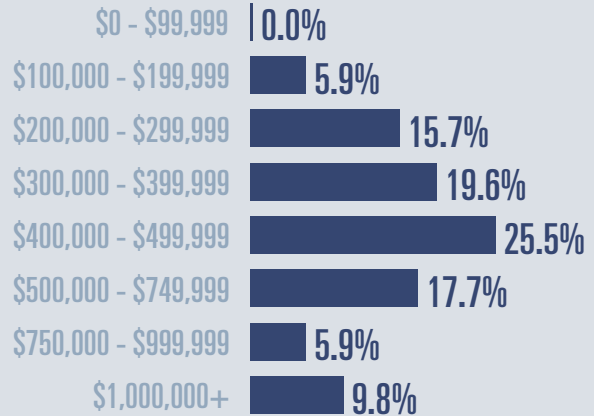
Median price

\$434,000

↓ **3.6%**

Compared to same quarter last year

Price Distribution



Active listings

↑ **11.5%**

174 in 2024 Q3



Closed sales

↑ **1.9%**

53 in 2024 Q3



Days on market

Days on market 109

Days to close 31

Total 140

33 days more than 2023 Q3



Months of inventory

14.1

Compared to 11.2 in 2023 Q3

About the data used in this report

Data used in this report come from the Texas REALTOR® Data Relevance Project, a partnership among the Texas Association of REALTORS® and local REALTOR® associations throughout the state. Analysis is provided through a research agreement with the Real Estate Center at Texas A&M University.



TEXAS A&M UNIVERSITY
Texas Real Estate Research Center



Gillespie County Housing Report

2024 Q3




Median price

\$476,710

↓ **13.3%**

Compared to same quarter last year

Price Distribution



Active listings

↑ **35%**

374 in 2024 Q3



Closed sales

↑ **24.6%**

137 in 2024 Q3



Days on market

Days on market 84

Days to close 31

Total 115

21 days less than 2023 Q3



Months of inventory

10.8

Compared to 9.0 in 2023 Q3

About the data used in this report

Data used in this report come from the Texas REALTOR® Data Relevance Project, a partnership among the Texas Association of REALTORS® and local REALTOR® associations throughout the state. Analysis is provided through a research agreement with the Real Estate Center at Texas A&M University.



Kimble County Housing Report

2024 Q3



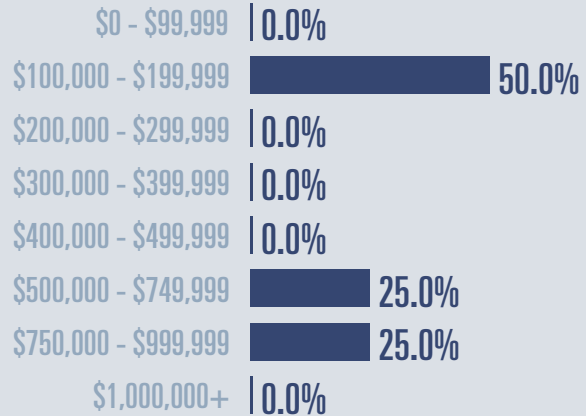
Median price

\$382,500

↑ **81.3%**

Compared to same quarter last year

Price Distribution



Active listings

↑ **50%**

18 in 2024 Q3



Closed sales

↑ **100%**

4 in 2024 Q3



Days on market

Days on market 142

Days to close 26

Total 168

42 days more than 2023 Q3



Months of inventory

15.4

Compared to 12.0 in 2023 Q3

About the data used in this report

Data used in this report come from the Texas REALTOR® Data Relevance Project, a partnership among the Texas Association of REALTORS® and local REALTOR® associations throughout the state. Analysis is provided through a research agreement with the Real Estate Center at Texas A&M University.



Mason County Housing Report

2024 Q3



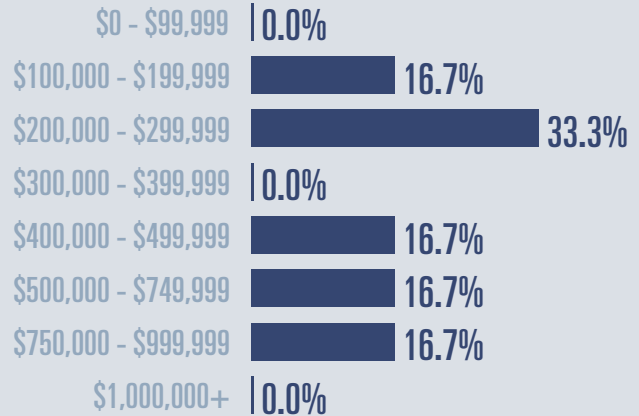
Median price

\$340,000

↓ **4.2%**

Compared to same quarter last year

Price Distribution



Active listings

↑ **21.4%**

34 in 2024 Q3



Closed sales

↓ **53.9%**

6 in 2024 Q3



Days on market

Days on market 120

Days to close 6

Total 126

Unchanged from 2023 Q3



Months of inventory

17.7

Compared to 10.5 in 2023 Q3

About the data used in this report

Data used in this report come from the Texas REALTOR® Data Relevance Project, a partnership among the Texas Association of REALTORS® and local REALTOR® associations throughout the state. Analysis is provided through a research agreement with the Real Estate Center at Texas A&M University.



TEXAS A&M UNIVERSITY
Texas Real Estate Research Center

