

Central Hill Country Housing Report

September 2024



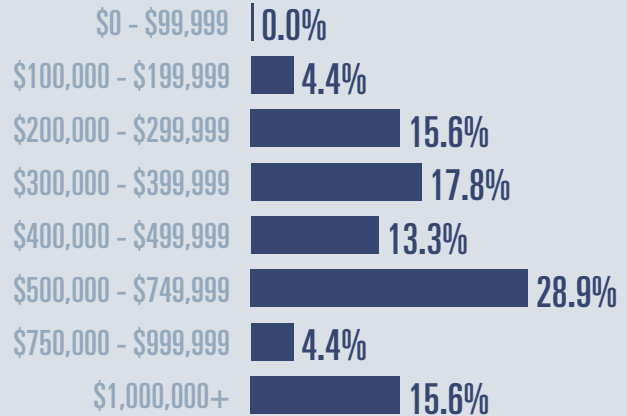
Median price

\$490,000

↑ **4.3%**

Compared to September 2023

Price Distribution



Active listings

↑ **26.9%**

600 in September 2024



Closed sales

↓ **2%**

48 in September 2024



Days on market

Days on market 117

Days to close 24

Total 141

2 days less than September 2023



Months of inventory

12.0

Compared to 9.8 in September 2023

About the data used in this report

Data used in this report come from the Texas REALTOR® Data Relevance Project, a partnership among the Texas Association of REALTORS® and local REALTOR® associations throughout the state. Analysis is provided through a research agreement with the Real Estate Center at Texas A&M University.



TEXAS A&M UNIVERSITY
Texas Real Estate Research Center



Blanco County Housing Report

September 2024



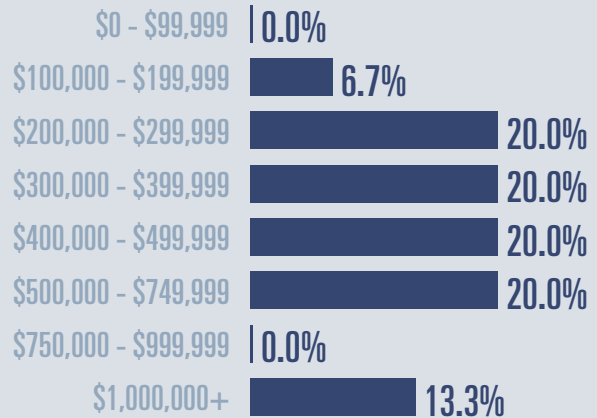
Median price

\$409,000

↓ **4.7%**

Compared to September 2023

Price Distribution



Active listings

↑ **11.5%**

174 in September 2024



Closed sales

↑ **45.5%**

16 in September 2024



Days on market

Days on market 140

Days to close 26

Total 166

63 days more than September 2023



Months of inventory

14.1

Compared to 11.2 in September 2023

About the data used in this report

Data used in this report come from the Texas REALTOR® Data Relevance Project, a partnership among the Texas Association of REALTORS® and local REALTOR® associations throughout the state. Analysis is provided through a research agreement with the Real Estate Center at Texas A&M University.



Gillespie County Housing Report

September 2024




Median price

\$509,000

↓ **8.7%**

Compared to September 2023

Price Distribution



Active listings

↑ **35%**

374 in September 2024



Closed sales

↓ **17.7%**

28 in September 2024



Days on market

Days on market 102

Days to close 23

Total 125

33 days less than September 2023



Months of inventory

10.8

Compared to 9.0 in September 2023

About the data used in this report

Data used in this report come from the Texas REALTOR® Data Relevance Project, a partnership among the Texas Association of REALTORS® and local REALTOR® associations throughout the state. Analysis is provided through a research agreement with the Real Estate Center at Texas A&M University.



Kimble County Housing Report

September 2024



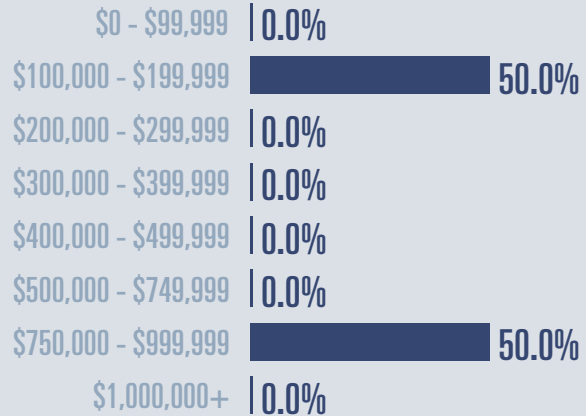
Median price

\$465,000

↑ **405.4%**

Compared to September 2023

Price Distribution



Active listings

↑ **50%**

18 in September 2024



Closed sales

↑ **100%**

2 in September 2024



Days on market

Days on market 142

Days to close 40

Total 182

2 days less than September 2023



Months of inventory

15.4

Compared to 12.0 in September 2023

About the data used in this report

Data used in this report come from the Texas REALTOR® Data Relevance Project, a partnership among the Texas Association of REALTORS® and local REALTOR® associations throughout the state. Analysis is provided through a research agreement with the Real Estate Center at Texas A&M University.



Mason County Housing Report

September 2024



Median price

\$200,000

↓ **14.9%**

Compared to September 2023

Price Distribution

\$0 - \$99,999	0.0%
\$100,000 - \$199,999	0.0%
\$200,000 - \$299,999	100.0%
\$300,000 - \$399,999	0.0%
\$400,000 - \$499,999	0.0%
\$500,000 - \$749,999	0.0%
\$750,000 - \$999,999	0.0%
\$1,000,000+	0.0%



Active listings

↑ **21.4%**

34 in September 2024



Closed sales

↓ **66.7%**

1 in September 2024



Days on market

Days on market 147

Days to close 0

Total 147

47 days more than September 2023



Months of inventory

17.7

Compared to 10.5 in September 2023

About the data used in this report

Data used in this report come from the Texas REALTOR® Data Relevance Project, a partnership among the Texas Association of REALTORS® and local REALTOR® associations throughout the state. Analysis is provided through a research agreement with the Real Estate Center at Texas A&M University.

