

Central Hill Country Housing Report

July 2024



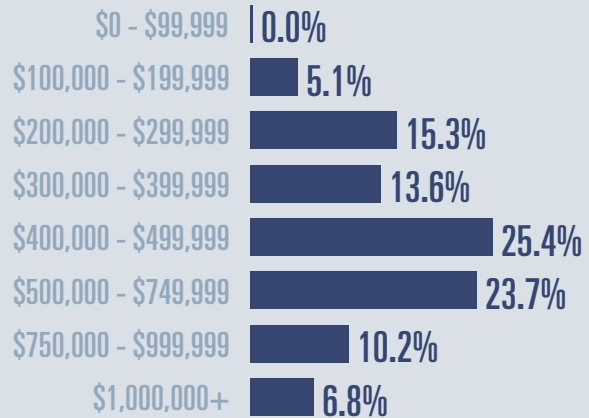
Median price

\$460,000

↓ **8%**

Compared to July 2023

Price Distribution



Active listings

↑ **38.5%**

612 in July 2024



Closed sales

↓ **11.3%**

63 in July 2024



Days on market

Days on market 100

Days to close 23

Total 123

2 days more than July 2023



Months of inventory

12.9

Compared to 9.3 in July 2023

About the data used in this report

Data used in this report come from the Texas REALTOR® Data Relevance Project, a partnership among the Texas Association of REALTORS® and local REALTOR® associations throughout the state. Analysis is provided through a research agreement with the Real Estate Center at Texas A&M University.



Blanco County Housing Report

July 2024



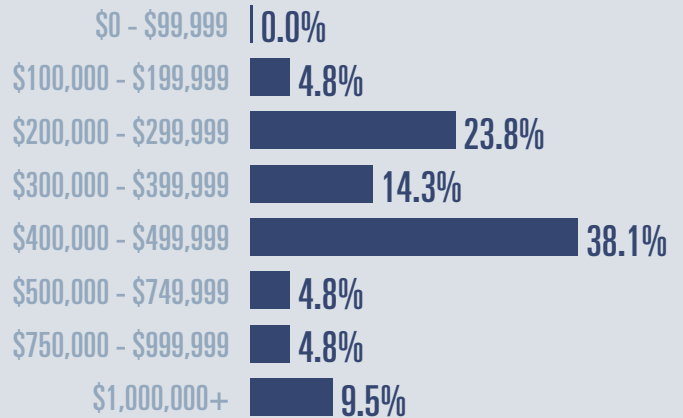
Median price

\$421,900

↑ **1.7%**

Compared to July 2023

Price Distribution



Active listings

↑ **16.1%**

180 in July 2024



Closed sales

↑ **4.8%**

22 in July 2024



Days on market

Days on market 102

Days to close 34

Total 136

30 days more than July 2023



Months of inventory

14.6

Compared to 11.1 in July 2023

About the data used in this report

Data used in this report come from the Texas REALTOR® Data Relevance Project, a partnership among the Texas Association of REALTORS® and local REALTOR® associations throughout the state. Analysis is provided through a research agreement with the Real Estate Center at Texas A&M University.



Gillespie County Housing Report

July 2024



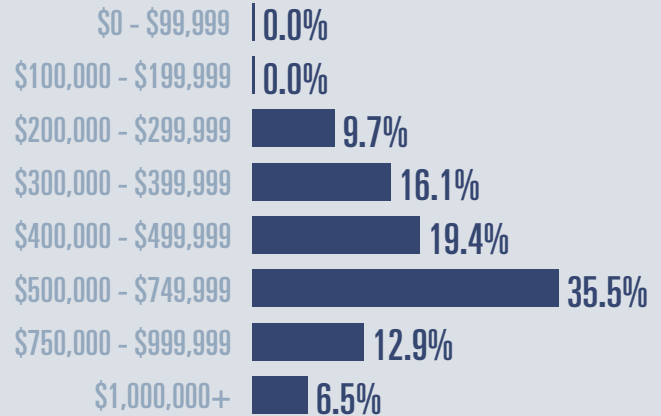
Median price

\$555,000

↓ **1.9%**

Compared to July 2023

Price Distribution



Active listings

↑ **53.6%**

384 in July 2024



Closed sales

↓ **23.3%**

33 in July 2024



Days on market

Days on market 94

Days to close 17

Total 111

14 days less than July 2023



Months of inventory

12.2

Compared to 8.3 in July 2023

About the data used in this report

Data used in this report come from the Texas REALTOR® Data Relevance Project, a partnership among the Texas Association of REALTORS® and local REALTOR® associations throughout the state. Analysis is provided through a research agreement with the Real Estate Center at Texas A&M University.



Kimble County Housing Report

July 2024



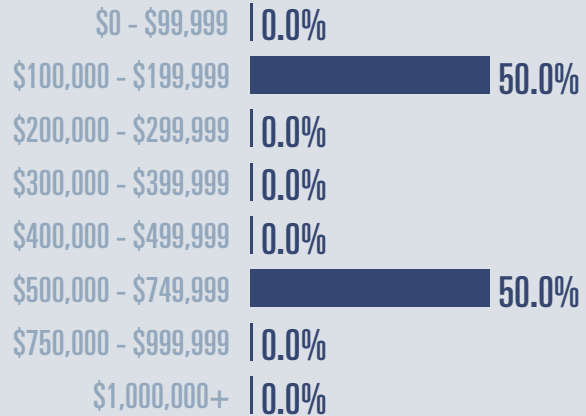
Median price

\$382,500

↑ **100%**

Compared to July 2023

Price Distribution



Active listings

↑ **50%**

21 in July 2024



Closed sales

↑ **100%**

2 in July 2024



Days on market

Days on market 121

Days to close 35

Total 156

156 days more than July 2023



Months of inventory

19.4

Compared to 15.3 in July 2023

About the data used in this report

Data used in this report come from the Texas REALTOR® Data Relevance Project, a partnership among the Texas Association of REALTORS® and local REALTOR® associations throughout the state. Analysis is provided through a research agreement with the Real Estate Center at Texas A&M University.



Mason County Housing Report

July 2024



Median price

\$410,000

↑ **30.2%**

Compared to July 2023

Price Distribution



Active listings

↑ **17.4%**

27 in July 2024



Closed sales

↓ **28.6%**

5 in July 2024



Days on market

Days on market 115

Days to close 7

Total 122

21 days less than July 2023



Months of inventory

11.6

Compared to 8.9 in July 2023

About the data used in this report

Data used in this report come from the Texas REALTOR® Data Relevance Project, a partnership among the Texas Association of REALTORS® and local REALTOR® associations throughout the state. Analysis is provided through a research agreement with the Real Estate Center at Texas A&M University.



TEXAS A&M UNIVERSITY
Texas Real Estate Research Center

