

Central Hill Country Housing Report

2024 Q2



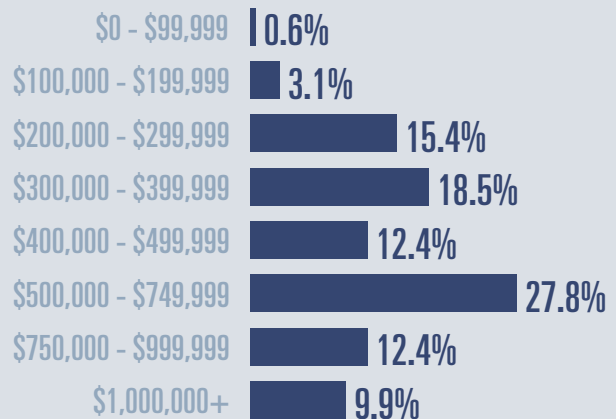
Median price

\$497,500

↓ **3.4%**

Compared to same quarter last year

Price Distribution



Active listings

↑ **25.7%**

578 in 2024 Q2



Closed sales

↑ **1.8%**

167 in 2024 Q2



Days on market

Days on market 115

Days to close 19

Total 134

3 days more than 2023 Q2



Months of inventory

12.0

Compared to 10.1 in 2023 Q2

About the data used in this report

Data used in this report come from the Texas REALTOR® Data Relevance Project, a partnership among the Texas Association of REALTORS® and local REALTOR® associations throughout the state. Analysis is provided through a research agreement with the Real Estate Center at Texas A&M University.



Blanco County Housing Report

2024 Q2




Median price

\$522,500

↑ **7.7%**

Compared to same quarter last year

Price Distribution



Active listings

↑ **6.7%**

175 in 2024 Q2



Closed sales

↓ **27.5%**

37 in 2024 Q2



Days on market

Days on market 117

Days to close 29

Total 146

17 days more than 2023 Q2



Months of inventory

14.4

Compared to 12.2 in 2023 Q2

About the data used in this report

Data used in this report come from the Texas REALTOR® Data Relevance Project, a partnership among the Texas Association of REALTORS® and local REALTOR® associations throughout the state. Analysis is provided through a research agreement with the Real Estate Center at Texas A&M University.



TEXAS A&M UNIVERSITY
Texas Real Estate Research Center



Gillespie County Housing Report

2024 Q2



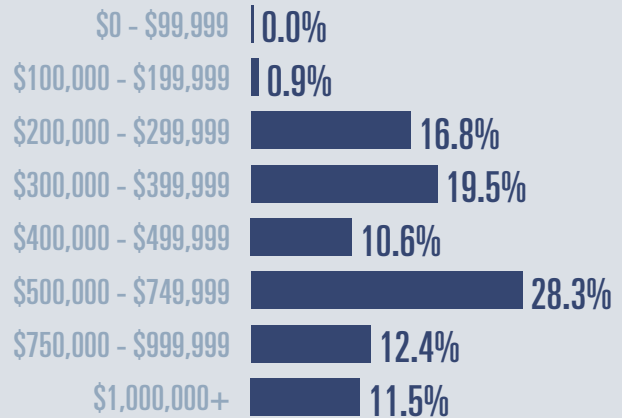
Median price

\$525,000

↓ **2.8%**

Compared to same quarter last year

Price Distribution



Active listings

↑ **50.8%**

383 in 2024 Q2



Closed sales

↑ **8.6%**

114 in 2024 Q2



Days on market

Days on market 113

Days to close 15

Total 128

7 days less than 2023 Q2



Months of inventory

11.8

Compared to 8.7 in 2023 Q2

About the data used in this report

Data used in this report come from the Texas REALTOR® Data Relevance Project, a partnership among the Texas Association of REALTORS® and local REALTOR® associations throughout the state. Analysis is provided through a research agreement with the Real Estate Center at Texas A&M University.



Kimble County Housing Report

2024 Q2




Median price

\$279,000

↑ **27%**

Compared to same quarter last year

Price Distribution



Active listings

↑ **90.9%**

21 in 2024 Q2



Closed sales

↑ **25%**

5 in 2024 Q2



Days on market

Days on market 77

Days to close 46

Total 123

60 days more than 2023 Q2



Months of inventory

22.9

Compared to 10.2 in 2023 Q2

About the data used in this report

Data used in this report come from the Texas REALTOR® Data Relevance Project, a partnership among the Texas Association of REALTORS® and local REALTOR® associations throughout the state. Analysis is provided through a research agreement with the Real Estate Center at Texas A&M University.



TEXAS A&M UNIVERSITY
Texas Real Estate Research Center



Mason County Housing Report

2024 Q2



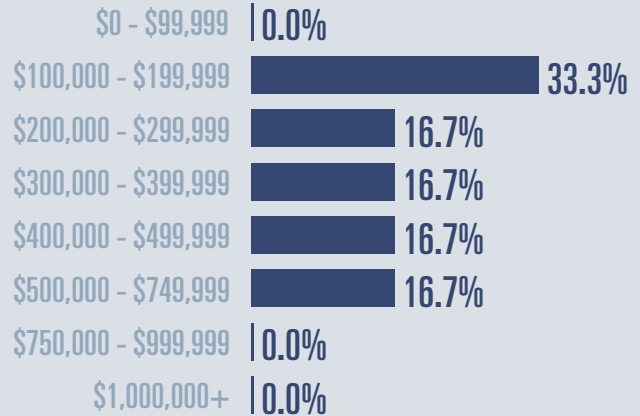
Median price

\$303,750

↑ **84.1%**

Compared to same quarter last year

Price Distribution



Active listings

↓ **19.4%**

25 in 2024 Q2



Closed sales

↑ **20%**

6 in 2024 Q2



Days on market

Days on market 172

Days to close 19

Total 191

85 days more than 2023 Q2



Months of inventory

10.0

Compared to 14.9 in 2023 Q2

About the data used in this report

Data used in this report come from the Texas REALTOR® Data Relevance Project, a partnership among the Texas Association of REALTORS® and local REALTOR® associations throughout the state. Analysis is provided through a research agreement with the Real Estate Center at Texas A&M University.

